


Several circular icons are scattered around the text. In the top left, a light blue circle contains a white silhouette of a sailboat. Below it, a light blue circle contains a white silhouette of a classical building with columns. To the right of the text, a light green circle contains a white location pin icon. Further right, a large light orange circle contains a white silhouette of a laptop with a document on its screen. Below that, a light purple circle contains a white line graph with four data points. A horizontal bar with segments of orange, yellow, purple, blue, and green is positioned above the bottom image.

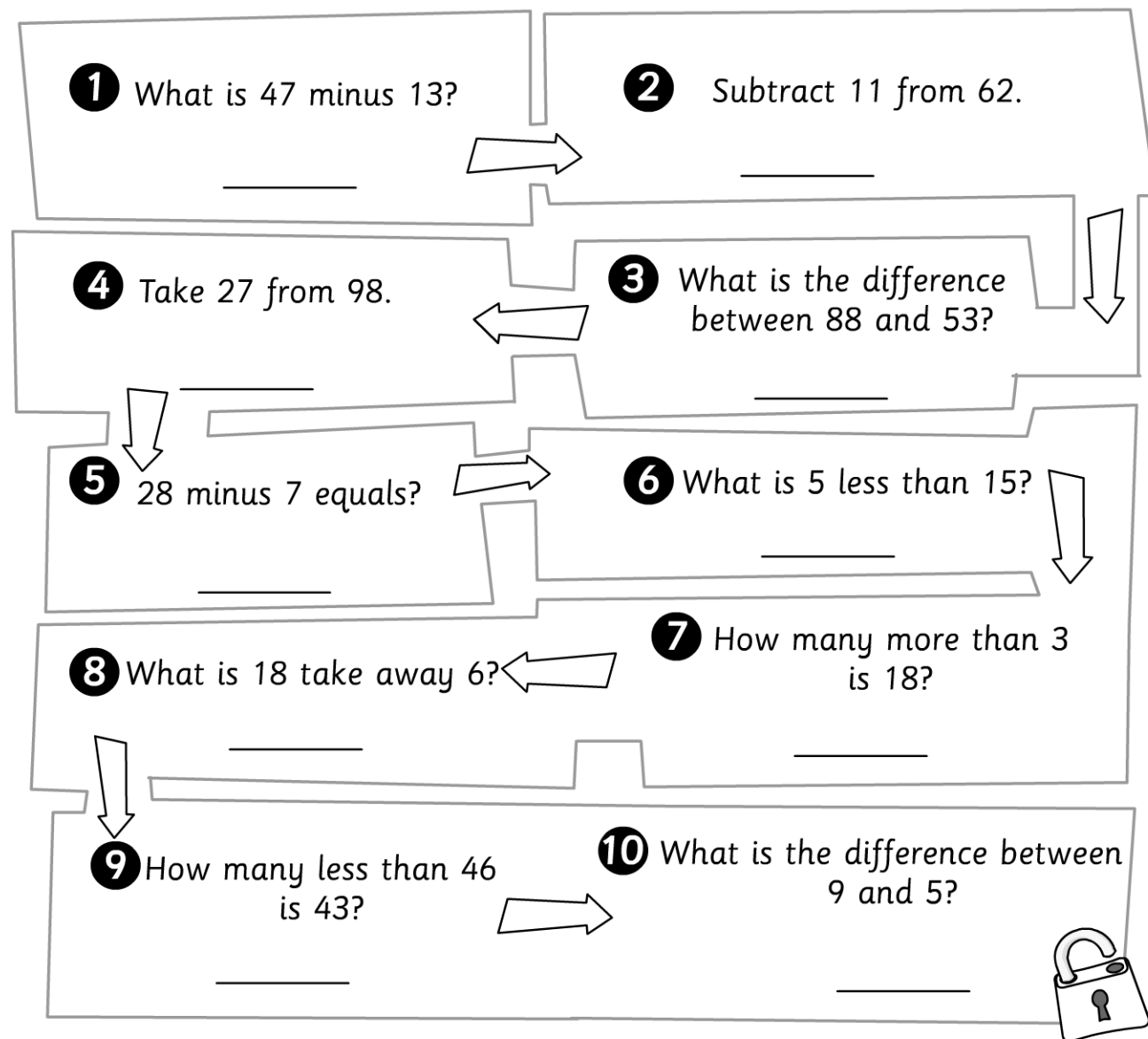
2nd Grade Worksheet Bundle:

Printable worksheets that include multiple subjects from a variety of our online solutions, including Study Island, EducationCity, and ReadingEggs





How quickly can you answer the questions and get through the Dungeon Run to find Granny and the gang?
Watch the clock, or ask your teacher for a timer and time yourself.
3, 2, 1, Go!



1 What is 47 minus 13?

2 Subtract 11 from 62.

3 What is the difference between 88 and 53?

4 Take 27 from 98.

5 28 minus 7 equals?


6 What is 5 less than 15?

7 How many more than 3 is 18?

8 What is 18 take away 6?

9 How many less than 46 is 43?

10 What is the difference between 9 and 5?



My time was _____

Complete the number sentences by filling in the blanks.

- a** $57 - 45 = \underline{\quad}$
- b** $48 - 7 = \underline{\quad}$
- c** $36 - 4 = \underline{\quad}$
- d** $79 - 31 = \underline{\quad}$



How quickly can you answer the questions and get through the Dungeon Run to find Granny and the gang?

Watch the clock, or ask your teacher for a timer and time yourself.

3, 2, 1, Go!

1 What is 47 minus 13?

34

2 Subtract 11 from 62.

51

4 Take 27 from 98.

71

3 What is the difference between 88 and 53?

35

5 28 minus 7 equals?

21

6 What is 5 less than 15?

10

8 What is 18 take away 6?

12

7 How many more than 3 is 18?

15

9 How many less than 46 is 43?

3

10 What is the difference between 9 and 5?

4

My time was 5 mins and 24 seconds.

Suggested answers





























Complete the number sentences by filling in the blanks.


- a** $57 - 45 = \underline{12}$
- b** $48 - 7 = \underline{41}$
- c** $36 - 4 = \underline{32}$
- d** $79 - 31 = \underline{48}$



Look at the pictograms and answer the questions below.

Games Played at the Summer Fair





























Lucky dip	        
Hoopla	    
Coconut shy	       
Goal	     

 = 2 children



- 1 How many children played games altogether?
- 2 What was the most popular game?
- 3 What was the least popular game?
- 4 Which game would you have chosen?
- 5 How many children played the same game as you?

Ways of Traveling to the Summer Fair

Bus	    
Car	         
Bike	     
Walked	      






























 = 1 child  = 2 children




- a How many children came to the Summer Fair?
- b What was the most popular way of traveling?
- c What was the least popular way of traveling?
- d Which way of traveling would you have chosen?
- e How many children traveled the same way as you?

Look at the pictograms and answer the questions below.

Games Played at the Summer Fair

Lucky dip	        
Hoopla	    
Coconut shy	        
Goal	     

 = 2 children



1 How many children played games altogether?

56

2 What was the most popular game?

Lucky dip

3 What was the least popular game?

Hoopla

4 Which game would you have chosen?





























Goal

Suggested answers

5 How many children played the same game as you?

12

Ways of Traveling to the Summer Fair

Bus	    
Car	         
Bike	     
Walked	      

 = 1 child  = 2 children



a How many children came to the Summer Fair?

51

b What was the most popular way of traveling?

Car

c What was the least popular way of traveling?

Bus

d Which way of traveling would you have chosen?

Bike

Suggested answers


e How many children traveled the same way as you?

11

Study Island 2nd Grade Math - Fractional Parts

Question 1 .

Each equal share of the rectangle below is one-half of the rectangle.

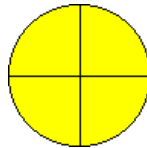


How many equal shares is the rectangle split into?

- ☐ A. 3
- ☐ B. 1
- ☐ C. 4
- ☐ D. 2

Question 2 .

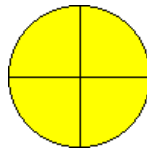
Each equal share of the circle below is one-fourth of the circle.



How many equal shares is the circle split into?

- ☐ A. 4
- ☐ B. 1
- ☐ C. 3
- ☐ D. 2

Question 3 .

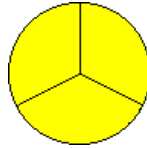


The circle above is cut into equal shares. Which of these describes the circle as a whole?

- ☐ A. three fourths
- ☐ B. four fourths
- ☐ C. three thirds
- ☐ D. two halves

Question 4 .

The circle below is cut into equal shares.



Which of these describes the circle as a whole?


- ☐ A. three-halves
- ☐ B. three-thirds
- ☐ C. four-fourths
- ☐ D. three-fourths

Question 5 .

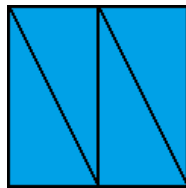
The square below has been divided into four equal shares.




Which picture shows the same square divided into four equal shares, but uses different shapes?



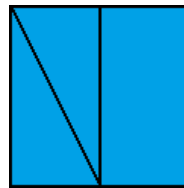
W.



X.



Y.



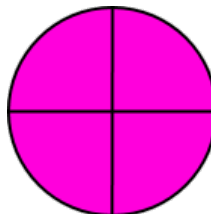
Z.

- ☐ A. W
- ☐ B. Y
- ☐ C. X
- ☐ D. Z

Question 6 .

Directions: Select the correct answer from each drop-down menu.

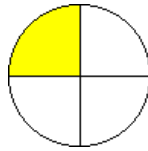
Look at this circle. Finish the sentences about the circle.



This circle is split into equal shares. Each share is a of the whole circle.

Question 7 .


The circle below is cut into equal shares.



Which of these describes each share of the circle?

- ☐ A. fourth
- ☐ B. two-halves
- ☐ C. third
- ☐ D. half


Question 8 .



The rectangle above is cut into equal shares. Which word describes each share of the rectangle?

- ☐ A. fourth
- ☐ B. third
- ☐ C. half

Question 9 .

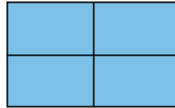


The cookie above is cut into equal shares. Which of these describes the cookie as a whole?

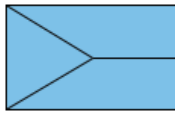
- ☐ A. three-halves
- ☐ B. two-halves
- ☐ C. two-thirds
- ☐ D. three-thirds

Question 10 .

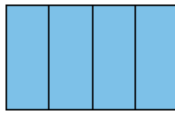
The rectangle below has been divided into four equal shares.



Which picture shows the same rectangle divided into four equal shares, but uses different shapes?



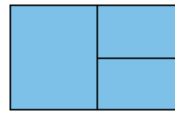
W.



X.



Y.



Z.

- ☐ **A.** W
- ☐ **B.** Z
- ☐ **C.** X
- ☐ **D.** Y

Answers: Math - Fractional Parts

1. D
2. A
3. B
4. B
5. C
6. --
7. A
8. A
9. B
10. C

Explanations: Math - Fractional Parts

1. Count the equal shares. There are 2 equal shares.

When an object is split into halves so that each share is one-half of the whole object, then the object is split into **2** equal shares.

2. Count the equal shares. There are 4 equal shares.

When an object is split into fourths so that each share is one-fourth of the whole object, then the object is split into **4** equal shares.

3. The circle is cut into four equal shares, or fourths. The whole circle is made up of **four fourths**.

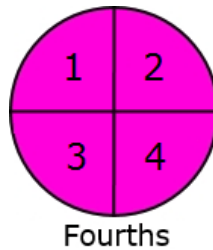
4. The circle is cut into three equal shares, or thirds. The whole circle is made up of **three-thirds**.

5. The square shown is divided equally into four shares. Each share is a fourth of the whole.

The square labeled Y is divided into four unequal shares. The squares labeled W and Z each are divided into three unequal shares.

The square labeled X is divided into four equal shares.

6. Count the equal shares in the circle.



The circle is split into 4 equal shares.
Four equal shares are called fourths.
Each share is a **fourth** of the whole circle.

7. The circle is cut into four equal shares, or four fourths. Each share is one of four equal shares, so each part is a **fourth** of the circle.

8. The rectangle is cut into four equal shares, or four fourths. Each share is one of four equal shares, so each share is a **fourth** of the rectangle.

9. The cookie is cut into two equal shares, or halves. The whole cookie is made up of **two-halves**.

10. The rectangle shown is divided equally into four shares. Each share is a fourth of the whole.

The rectangles labeled W and Z are divided into three unequal shares. The rectangle labeled Y is divided into four unequal shares.

The rectangle labeled X is divided into four equal shares.



Reading and Literacy

Study Island 2nd Grade Writing - Linking Words

Question 1 .

Wendy showed her sister how to do a forward roll. First, she bent down close to the ground. Next, Wendy put her head on the ground. _____, Wendy kicked her feet off the ground and pushed herself forward. Last, Wendy stood up. Her sister could not wait to try!

Which word or phrase best goes in the blank?

- ☐ A. Last
- ☐ B. Second
- ☐ C. To start
- ☐ D. Then

Question 2 .

Anita decorated cupcakes for her birthday party. First, she spread pink icing on the cupcakes. _____, she put a purple jellybean on top of each cupcake. Finally, she put blue sprinkles on top. Each cupcake had Anita's favorite colors!

Which word or phrase best belongs in the blank?

- ☐ A. Last
- ☐ B. Third
- ☐ C. To start
- ☐ D. Next

Question 3 .

Rudy had a cold. She followed her doctor's orders so that she would get well. First, she stayed home from school. _____, she took some medicine. Third, she drank a big glass of orange juice. Last, Rudy took a nap. When she woke up, Rudy was already feeling better!

Which word or phrase best belongs in the blank?

- ☐ A. To start
- ☐ B. Fourth
- ☐ C. Finally
- ☐ D. Second

Question 4 .

1. The bugs don't seem very much alike.
2. The spiders spin webs. The ants collect food.
3. They both bite.

Choose the sentence that most likely comes next in the paragraph.

- ☐ A. Earlier, beetles have hard bodies.
- ☐ B. Indeed, ants hunt in groups.
- ☐ C. In addition, both are very strong bugs.
- ☐ D. Besides, spiders eat ants.

Question 5 .

1. You need to know a few things about fishing at Lewis Lake.
2. You should know there is only freshwater fish.
3. You are allowed to catch only 5 fish in a day.
4. The game warden will check to make sure you haven't caught more.
5. You need to know what to bring.
6. You must bring a fishing rod.
7. You should bring bait for the fish to eat.

Choose the word or phrase that **best** connects sentences one and two.

- ☐ A. Finally
- ☐ B. For example
- ☐ C. Before
- ☐ D. Second

Question 6 .

Directions: Choose the correct answer from the drop-down menu.

Which word correctly completes the sentence?

Some people in my class like to play baseball during recess. , I like playing basketball better.

Question 7 .

Ana Lucia helped her mom run some errands. First, they went to the book store. Next, they went to the sports store for new soccer balls. _____, Ana Lucia went with her mom to the grocery store. Finally, they went home to unload the car. Ana Lucia had a busy day!

Which word or phrase best belongs in the blank?

- ☐ A. Second
- ☐ B. After that
- ☐ C. To start
- ☐ D. Last

Question 8 .

Timmy wanted to draw a silly monster for his mom. First, he got a piece of paper and his crayons. Second, he drew a big purple circle. Third, he put six green eyes inside the circle. _____, he drew three arms and one leg with a blue crayon. Finally, he put a big open mouth on the monster with his gray crayon. He knew his mom would find this monster funny!

Which word or phrase best belongs in the blank?

- ☐ A. Last
- ☐ B. Before that
- ☐ C. To start
- ☐ D. Fourth

Question 9 .

My school had a fire drill yesterday. _____, the fire alarms started making noise. Then, my class lined up at the front of the room. Next, we followed our teacher outside. After that, the firefighters drove to the school to make sure everyone had left the building. Finally, we were allowed back into the school. I am glad there was not a real fire!

Which word best fits in the blank?

- ☐ A. First
- ☐ B. Last
- ☐ C. Second
- ☐ D. Fourth

Question 10 .

1. Cousin Mitch was a big man.
2. He used to play professional football.
3. He didn't stop there.
4. He retired and ran for mayor.
5. He became mayor.
6. He helped to get the hospital built.
7. This helped out many people.

Choose the word or words that **best** connect sentences one and two.

- ☐ A. For example
- ☐ B. Earlier
- ☐ C. Later
- ☐ D. However

Answers: Writing - Linking Words

1. D
2. D
3. D
4. C
5. B
6. --
7. B
8. D
9. A
10. A

Explanations: Writing - Linking Words

1. Look at the passage again. Wendy kicks her feet after she does two other things but not last. The word that best fits in the blank is **Then** because it shows Wendy rolls forward third.
2. Look at the passage again. Anita puts jellybeans on her cupcakes after she ices them but before she puts on the sprinkles. The word that best belongs in the blank is **Next** because it shows that Anita puts the jellybeans on the cupcakes second.
3. Look at the passage again. Rudy takes medicine after she does one other thing but not last. The word that best belongs in the blank is **Second** because Rudy takes medicine second.
4. Use the words that show that you are adding new information. "In addition" means you're adding to the information.
5. Use words that show that you are using examples to make your meaning clear. Since you are giving an example of what to know, you should use "for example."
6. The word "however" is correct because it shows that the speaker feels different than some people in the class.
7. Look at the passage again. The blank is at the start of the third thing Ana Lucia and her mom do together. The phrase that best belongs in the blank is **After that**. It shows that Ana Lucia and her mom go to the grocery store **after** the sports store but not last.
8. Look at the passage again. The sentence with the blank shows the fourth thing Timmy does. The word that best fits in the blank is **Fourth** because it shows that Timmy draws the monster's arms and leg fourth.
9. Look at the passage again. The fire alarms make noise before anything else happens. The word that best fits in the blank is **First** because it shows that the fire alarms make noise first.
10. The author wants to use words that show he is making his meaning clear by using an example. Mitch playing professional football shows how big he was.

Antonyms & Synonyms

Pick the word that is an **antonym** for the underlined word in each sentence. Circle the letter of the best answer.

1. Marcus lives in a big house.

- A. small
- B. large
- C. huge
- D. blue

2. The kitten was very tiny.

- A. small
- B. little
- C. pretty
- D. large

3. Bill has a black dog.

- A. white
- B. brown
- C. red
- D. yellow

4. That book is very thin!

- A. skinny
- B. small
- C. fat
- D. green

5. It is very hot outside.

- A. cold
- B. warm
- C. wet
- D. windy

Pick the word that is a **synonym** for the underlined word in each sentence. Circle the letter of the best answer.

6. The girl ate a large sandwich.

- A. little
- B. big
- C. small
- D. tasty

7. It is chilly in winter.

- A. windy
- B. wet
- C. hot
- D. cold

8. Leo was happy at his party.

- A. glad
- B. mad
- C. sad
- D. bad

9. Liz was angry when her little brother broke her doll.

- A. mad
- B. happy
- C. sad
- D. silly

10. The skinny girl lives upstairs.

- A. fat
- B. thin
- C. little
- D. big

Answers

1. A
2. D
3. A
4. C
5. A
6. B
7. D
8. A
9. A
10. B



Helping Hands

Name _____ Date _____

1 Add an ending to each word in the box to complete the sentences correctly.


monkey
city
key
butterfly

We saw tigers and _____ at the zoo.

There are many big _____ in Australia.

Mom thinks she has lost her car _____.

There are blue _____ in my garden.



2 Find and fix the spelling mistake in each sentence.

- A black cat is runing down the street. _____
- Jane hurried to catch up with her friend. _____
- The egg smasht on the floor. _____
- I askt the barber to trim my hair. _____



3 Add the correct ending.

- Jake was **hurry** _____ to catch the train.
- She **drop** _____ an egg on the floor and it broke.
- The children are **sit** _____ at their desks.
- The farmer is **plant** _____ wheat.



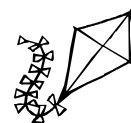
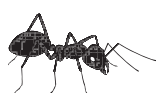
4 Circle the correct word in the brackets.

- The elephant is the (**bigger biggest**) animal in the zoo.
- It is (**cooler coolest**) in winter than in summer.
- March has been our (**wetter wettest**) month.
- I think I am (**older oldest**) than you.



Spelling Challenge

Write the first letter of each picture then spell your own word.



Helping Hands

Name _____ Date _____

1 Choose the correct word.

- The cat ran away _____. (quick quickly)
- By six o'clock, I was feeling very _____. (hungry hungrily)
- Rain fell _____. (heavy heavily)
- In winter, I wear a _____ coat. (thick thickly)

2 Add the correct ending. Choose from “-er” or “-est”.

happy
bossy
foggy
lively

Tim had never felt _____.
Sal is the _____ girl in our class.
As night fell, it became _____.
Bella is the _____ of all our kittens.



3 Add “-y” to these words.

taste	craze	rose	slime
_____	_____	_____	_____
grub	skin	fog	sun
_____	_____	_____	_____

4 Use these words in sentences.

safely: _____


later: _____

largest: _____



Spelling Challenge

Use the letters in this word to make new words.



s h e l t e r

Score five points for each correct word.

My score:

Helping Hands

Worksheet A

- 1 monkeys, cities, keys, butterflies
- 2 running, hurried, smashed, asked
- 3 hurrying, dropped, sitting, planting
- 4 biggest, cooler, wettest, older



Spelling Challenge

Answers will vary.

Worksheet B

- 1 quickly, hungry, heavily, thick
- 2 happier, bossiest, foggier, liveliest
- 3 tasty, crazy, rosy, slimy, grubby, skinny, foggy, sunny
- 4 Answers will vary.



Spelling Challenge

s h e l t e r

3 letters: eel, her, let, see, set, she, the

4 letters: eels, else, heel, here, hers, leer, lets, reel, rest, tree







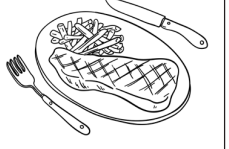

5 letters: ether, heels, reels, reset, sheer, sheet, sleet, steel, steer, terse, there, these, three, trees

Homophones

1. Copy each list word.

sale	_____	steal	_____	sight	_____
sail	_____	flee	_____	site	_____
meet	_____	flea	_____	toe	_____
meat	_____	hole	_____	tow	_____
plane	_____	whole	_____	rain	_____
plain	_____	pray	_____	rein	_____
steel	_____	prey	_____		

2. Circle the right word.

	flea flee		hole whole		tow toe
	plane plain		sail sale		rein rain
	meet meat		steel steal		

3. Missing word.

The _____ landed safely at the airport.
 The mole dug a deep _____ in the dirt.
 We watched the boats _____ past the harbour.
 I bought a box of old toys at the garage _____.
 My brother tried to _____ my new slinky.



Homophones

4. Word clues. Which word matches?

a tiny jumping insect with no wings

leather straps attached to a horse's bridle

a hard strong metal

to run away or escape

an animal that is hunted by another

Challenge words

5. Copy each challenge word.

wear

where

hire

higher

hall

haul

rays

raise

morning

mourning

6. Choose it. Circle and rewrite the correct word to complete the sentence.

I eat breakfast in the morning mourning.

We enjoyed the warmth of the sun's raise rays.


We climbed higher hire up the tree.

They have school assemblies in the big haul hall.


I didn't know where wear my sister was hiding.

7. Silly sentences. Use as many challenge words as possible to make a silly story.

1 Complete the alphabet snakes.

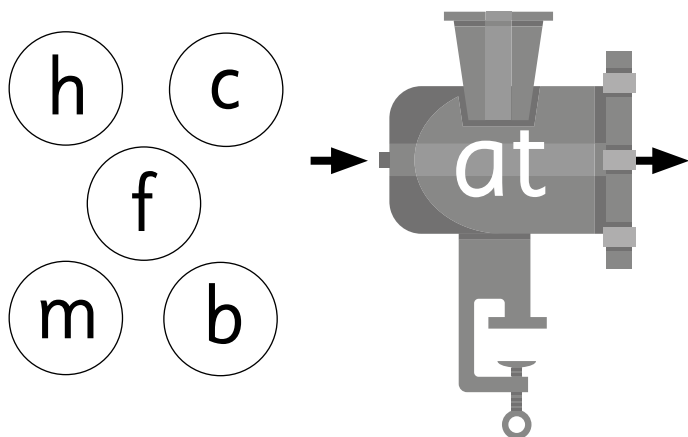


2 Draw lines to match.



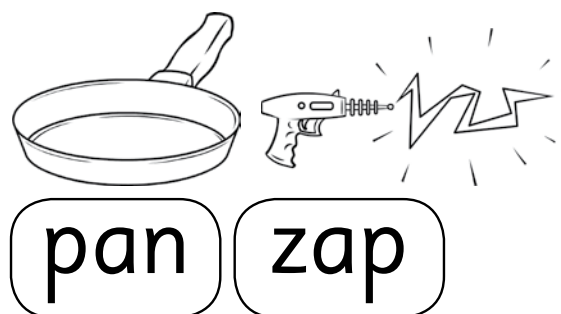
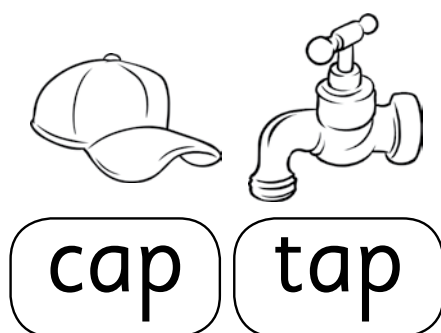


Word families

- 1 Join each letter to the **at** machine.
Write each word you make.




- 2 Color the pairs that rhyme.



- 3 Color the **ap** words.




1 Complete each sentence. Draw a picture.



Sam has a

nap.



I can see a

rat.

2 Color the correct word. Cross out the wrong word.

The man had a

ran

nap

She

sat

map

in the van.



Check

1 Draw lines to match.

e	k	q	a	y	n
K	E	Y	Q	N	A

2 Color **at** words = red **an** words = blue.

cat	hat	man	fan
van	rat	pan	tan

3 Complete the sentences.

hat fat can

I _____ see Sam.

She has a _____ .

The rat is _____ .


Dd

Name _____


Phonemic awareness

Lesson 23 • Worksheet 1

1 Color the pictures that begin with **d**.



2 Match each letter to a picture.



3 Circle every **D**.

D	D	A	D	D
C	D	B	O	J

How many? ____

Circle every **d**.

d	c	d	d	c
d	a	e	b	d

How many? ____

Name _____

Dd

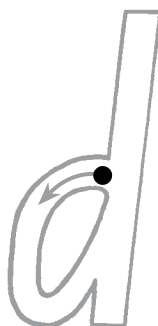
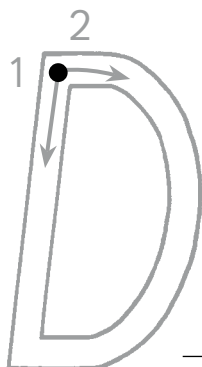
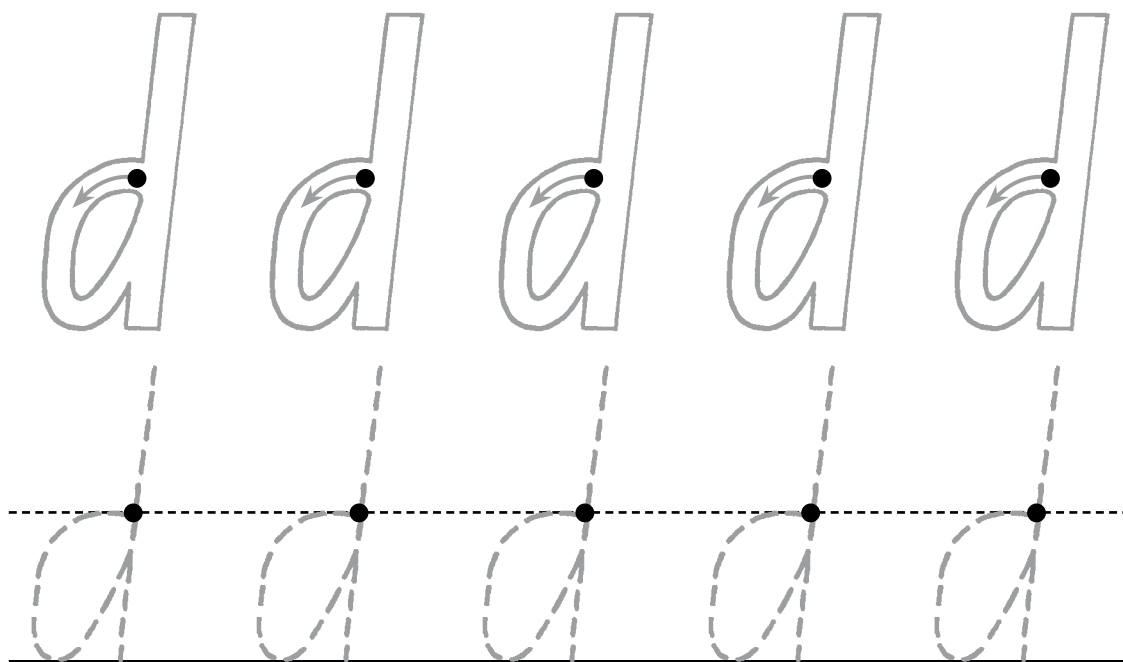
Lesson 23 • Worksheet 2

Handwriting

1 Trace the dinosaurs.



2 Trace and write.



Circle
your best
letter.

Dd

Lesson 23 • Worksheet 3


Name _____

Initial and end sounds


1 Add **d** and read the word.



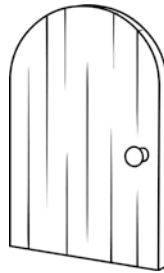
___*d*___og



___olphin



___uck



___oor



___rum



___inosaur



sa___



see___

2 Write words that end with **d**.

Name _____

Dd

Lesson 23 • Worksheet 4

Check


1 Circle the **beginning** sound.



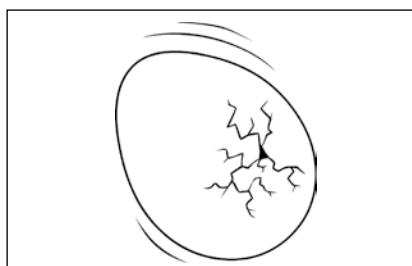
p m d



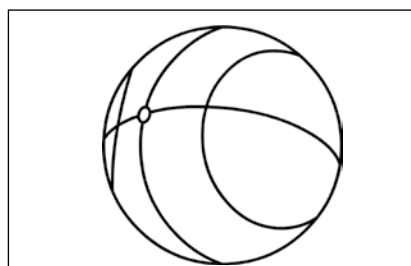
t v s



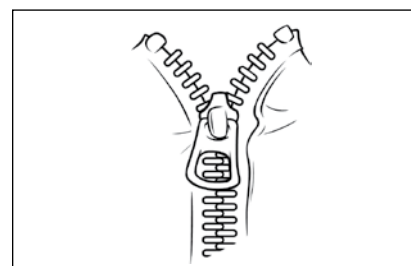
h b d




i e a




b n v



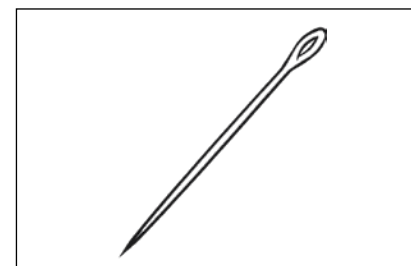
t s z



v z r



b p d



n m h

2 Write three words that use these letters.

a b c d e f h i m n p r s t v z

Unit 8: Pancake Tuesday



Pancake Recipe

Dry and wet ingredients are mixed together to make pancake batter.


The liquid batter becomes a breadlike pancake after it is cooked. Some people enjoy eating pancakes with maple syrup or fruit.

How to make 12 small pancakes

You will need:

- 1 egg
- 1 cup of milk
- $1\frac{1}{2}$ cups of flour
- 3 tablespoons of sugar
- a pinch of salt
- butter or oil
- a non-stick frying pan, two bowls and a whisk

1 In a small bowl, beat the egg with a whisk and add the milk. Place the flour, sugar and salt in a large bowl.



2 Slowly pour the milk mixture into the flour. Keep stirring all the time until you have a smooth batter.



3 Heat a teaspoon of butter or oil in the frying pan. Add 1 large spoonful of batter to the pan.



4 Cook over medium heat until the bubbles pop. Flip the pancake over and cook on the other side until golden brown.



This week in your canteen!

DRINKS

Milk	\$1.00
(choc, straw, banana)	
Juice	\$1.20
(apple, orange or mango)	

FRUIT

Apple	20c
Banana	30c
Mandarin	30c
Packet of dried apricots	40c

SANDWICHES

Bread/Roll & Butter	50c
Cheese	\$1.80
Chicken	\$2.50
Ham	\$2.50
Jam	\$1.20
Tomato	\$1.20
Vegemite	\$1.50
Salad	\$2.40
Ham and salad	\$3.50
Chicken and salad	\$3.50

Salad contains: lettuce, carrot, cheese, tomato and beetroot.

Add 10c for a roll.

Add 10c for a toasted sandwich.

HOT FOOD

Pancakes ONLY ON TUESDAYS

40c each or 3 for \$1.00

Fish Bites 30c each

Pizza Pocket \$1.60

Chicken burger with salad \$3.30





In the texts

1 Read the text on page 76.

a What is the title? _____

b Answer *yes* or *no*. Does the text have:

- a list of ingredients and tools? _____
- numbered steps? _____
- steps that tell how, when and where? _____
- pictures to match each step? _____

c What is the text type? _____

d What do you learn by reading this text?

2 Read the text on page 77.

a What is the title? _____

b Is this text a letter, a list or a poem? Circle one.

c What do you learn by reading this text?

d Where might you find a text like this?

3 Label the following on pages 76 and 77.

money ☐ sandwich ☐ lunch bag ☐ pen ☐

4 Write captions for these photographs.

boy on page 76: _____

boy on page 77: _____



Read and learn

1 Read *Pancake Recipe* and fill in the missing words.

a Dry and _____ ingredients are _____ together
_____ make _____ batter.

b The dry ingredients you need are flour, _____ and _____.

c The wet ingredients you need are egg, _____ and _____.

2 Draw and label the three tools you need to make pancakes.

--	--	--

3 Write the numbers 1 to 7 in the boxes to show the order of steps.

- ☐ Cook until the bubbles pop.
- ☐ Heat oil or butter in the frying pan.
- ☐ Stir.
- ☐ Beat the egg and milk.
- ☐ Pour the milk mixture into the dry ingredients.
- ☐ Flip the pancake and cook the other side.
- ☐ Add the batter to the pan.



4 In your own words, tell a classmate how to make pancakes. ★ Done



5 Read *This week in your canteen!* Write how much each item costs.

apple juice	\$1.20	d banana milk	
a mandarin		e Vegemite roll	
b ham sandwich		f toasted cheese sandwich	
c chicken burger with salad		g three pancakes	

6 What types of juice can you buy?

7 What food is in a salad? l _ tt _ ce, c _ rr _ t, ch _ se,
t _ m _ to, _ eet _ oo _ .

8 What is in the salad that is not a vegetable?

9 Can you buy pancakes on Friday?

10 Complete this lunch order.

I would like:

one apple juice _____

one chicken sandwich _____

one banana _____

Total: \$ _____

Write the price
of each item and
the total price for
Samson's lunch.

Also, it is kind to
write "Thank you"
on your lunch order
bag.

Name: Samson Ryan

Class: Year 2, Wombat Room



A procedure tells how to do something. It has:

- a goal or aim
- a list of materials and equipment needed
- steps in order
- steps that tell how, when and where
- steps written as commands
- time words
- pictures and diagrams.



Your turn

Write a procedure that shows how to order lunch from the canteen.

Title:

Give your procedure a title that uses the word *How*.

What you need:

Write the materials you need to order lunch. Hint: they are on pages 76 and 77.

What you do:

Write what you do in the order you do it. Number each step.



Sentences

A sentence can be a question. **Do you like pancakes?**

A sentence can be a command. **Eat those pancakes now!**

A sentence can be a statement. **Pancakes are yummy.**

A sentence can be an exclamation. **The pancakes are burning!**

1 Circle **Q**, **C**, **S** or **E** to show the type of sentence.

Q = Question **C** = Command **S** = Statement **E** = Exclamation

a We ate all the pancakes. **Q** **C** **S** **E**

b Are the pancakes ready yet? **Q** **C** **S** **E**

c Quick, flip the pancake! **Q** **C** **S** **E**

d Ouch, that pancake is hot! **Q** **C** **S** **E**

2 Write your own sentences about pancakes.

question **a** _____

command **b** _____

statement **c** _____

exclamation **d** _____

3 A sentence begins with a capital letter.

a Check that each of your sentences in question 2 starts with a capital letter. ★ Done

b Read the steps for making pancakes on page 76.

Circle the capital letter at the start of each sentence. ★ Done

4 A sentence ends with a full stop, a question mark or an exclamation

mark. Draw a line to match each punctuation mark with its name.

full stop ?

exclamation mark .

question mark !

5 Add punctuation marks to the ends of these sentences.

a I am making pancakes _____

b Watch out, the batter's spilling _____

c Would you like maple syrup too _____

d She ate 25 pancakes _____

e It's fun to make pancakes _____

6 A sentence needs to make sense on its own.

Answer yes or no.

	Does it make sense?	Is it a sentence?
a We made pancakes at school.		
b I love pancakes!		
c On Tuesday		
d those pancakes are		
e Add a pinch of salt.		
f Can you flip a pancake?		
g will the pancake?		
h She burnt the pancakes.		
i It's hot because		

My stuff

Interesting things I've read, seen or done lately.

Books read

poetry

cool games

photos

UNIT 7: DRY AND WET AND DRY AGAIN




The best part was

The hardest part was

The easiest part was

Most interesting fact



Unit 8: Pancake Tuesday




The best part was

The hardest part was

The easiest part was

Most interesting fact




19
drawings **DIARY**
plays



Cut and stick
pictures from
magazines or
newspapers.

GREAT WEBSITES



Assessment: Units 7 and 8

Print your name here:

(First name)

(Family name)


This is a test to see how well you understand what you have read, and to see what you know about using language, spelling and punctuation. It is also a writing test.

Instructions

Read each question carefully. Some questions will ask you to read a text from another page in this book before answering.

Use a pencil. **DO NOT** use a pen. If you make a mistake, rub it out and try again.

There are three different ways to show your answer:

- Shade the bubble next to the correct answer. 
- Write a word in a box. answer
- Write a number in a box. 1

Start of test

Read *Seasons in Kakadu National Park, Australia* on page 69, and answer questions 1 to 4.

1 The season that comes after Banggerreng is

- ☐ Yegge.
- ☐ Gudjewd.
- ☐ Gunumeleng.

2 The magpie geese get fat in

- ☐ Yegge.
- ☐ Wurrngeng.
- ☐ Gunumeleng.

3 A good time for hunting snakes is

- ☐ Gurrung.
- ☐ Wurrngeng.
- ☐ Gunumeleng.

4 The Kakadu region is

- ☐ always dry.
- ☐ the dry season.
- ☐ part of the Northern Territory.

5 How many syllables are in the word *magpie*?

- ☐ two
- ☐ three
- ☐ four

6 How many syllables are in the word *waterlily*?

- ☐ two
- ☐ three
- ☐ four

7 How many syllables are in the word *Kakadu*?

- ☐ two
- ☐ three
- ☐ four

Read questions 8 to 10, and write the conjunction from each sentence in the box.

8 *There was lots of rain and it flooded.*

9 *It rained so the grasshoppers came out.*

10 *There is a dry season, then there is a wet season.*

Read questions 11 to 14, and choose the type of each sentence.

11 *She made pancakes.*

- ☐ question
- ☐ command
- ☐ statement

12 *Can I help you?*

- ☐ question
- ☐ statement
- ☐ exclamation

13 *Wash the dishes now!*

- ☐ question
- ☐ command
- ☐ exclamation

14 *Help, it's spilling!*

- ☐ command
- ☐ statement
- ☐ exclamation

Read questions 15 to 18, and choose the punctuation mark missing from each sentence.

15 *They ate the pancakes__*

- ☐ full stop (.)
- ☐ exclamation mark (!)
- ☐ comma (,)

16 *Why did you make pancakes__*

- ☐ question mark (?)
- ☐ full stop (.)
- ☐ comma (,)

17 *Yuck, I hate pancakes__*

- ☐ full stop (.)
- ☐ exclamation mark (!)
- ☐ comma (,)

18 *You need egg__ milk and flour to make pancakes.*

- ☐ full stop (.)
- ☐ exclamation mark (!)
- ☐ comma (,)

Assessment: Units 7 and 8

The spelling mistakes in these sentences have been circled.
Write the correct spelling for each circled word in the box.

19 Slowly por the mixture into the flour.

20 Flip the pancake ova.

21 This is in yor canteen.

22 The pancake recipe on page 76 is a

- ☐ narrative.
- ☐ recount.
- ☐ procedure.

23 The pancake recipe tells you

- ☐ all about pancakes.
- ☐ how to make pancakes.
- ☐ who likes pancakes.

24 Which word completes this sentence?

The magpie geese are _____ fat.

- ☐ got
- ☐ get
- ☐ getting

25 Write a procedure that tells how to make a sandwich.

Tips

- Use dot points to list tools and ingredients.
- Write ingredients in the order they are needed.
- Write steps in the right order.
- Number each step.
- Draw a picture for each step on a separate piece of paper.

How to Make a Sandwich

What you need:

Ingredients

Tools

What you do:
